




Asset allocation



Key	Holdings	%
	UK Shares	67.3%
	International Shares	31.0%
	Cash & Equivalents	1.7%

About asset allocation

The asset allocation model shows the type of investments you currently hold. The UK Shares and International Shares categories include Investment Trusts. The Funds category includes ETFs.

Top holdings

	Stock name	% Weight	Sector
1	UNILEVER	13.9%	[N/A]
2	SHELL	13.0%	[N/A]
3	IMPERIAL BRANDS	9.2%	[N/A]
4	InfraRed Capital Partners The Renewables Infrastructure Group Ord NPV	7.1%	[N/A]
5	ANALOG DEVICES	7.0%	[N/A]
6	NextEnergy Solar Fund Ltd NextEnergy Solar Fund Ord NPV	5.3%	[N/A]
7	COCA-COLA COMPANY(THE)	5.0%	[N/A]
8	THE KRAFT HEINZ COMPANY	5.0%	[N/A]
9	CISCO SYSTEMS	4.8%	[N/A]
10	BRISTOL-MYERS SQUIBB CO	4.1%	[N/A]
11	DIAGEO	3.7%	[N/A]
12	HARGREAVES LANSDOWN	3.3%	[N/A]
13	BP	3.3%	[N/A]
14	LEGAL & GENERAL GROUP	2.3%	[N/A]
15	BIG YELLOW GROUP	1.9%	[N/A]
16	MICROSOFT CORPORATION	1.7%	[N/A]
17	BROADCOM	1.7%	[N/A]
18	Cash	1.7%	[N/A]
19	GSK	1.1%	[N/A]
20	ALPHABET INC	0.9%	[N/A]

About top holdings

Here we show your top 20 holdings or all of your holdings if you hold less than 20.